

# Canso Canadian Bond Fund – Series A

Fund Code: CFM174A

Portfolio Manager: Canso Investment Counsel

As of: June 30, 2023

Asset Class: Fixed Income

CIFSC Category: Canadian Fixed Income



## Investment Focus

Established in 1997 by John Carswell, Canso currently manages over \$36 billion in assets. Canso is an investment management firm that has demonstrated independent research expertise in fundamental analysis.

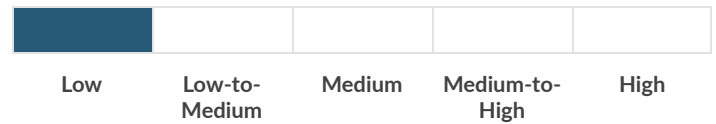
## Why Invest in this Fund?

### SIGNIFICANT VALUE-ADDED BY INFORMED SECURITY SELECTION

- Canso has access to institutional fund management capabilities
- Canso emphasizes 'bottom up' and 'deep value' security selection
- Canso exploits market liquidity to the advantage of our investors
- Canso's investment portfolios are built on a foundation of proprietary and independent research

The Fund has achieved returns through a diversified portfolio comprised primarily of Canadian dollar denominated Government and corporate debt and money market securities. The Fund will be invested at least 50% in issues rated AA or higher, the Fund will have a maximum of 40% in issues rated BBB, and no security will be purchased that is rated below BBB-, or equivalent.

## Risk Tolerance



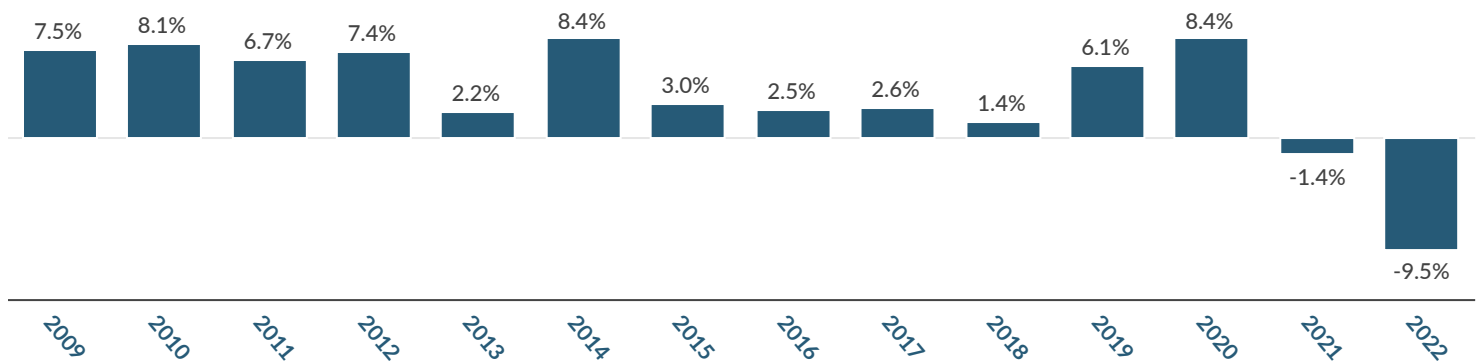
## FUND FACTS

Inception Date	March 31, 2008
Currency	CAD
Fund AUM	\$22.7 Million
Management Fee	1.30%
MER as of December 31, 2022	1.51%
Holdings	34
Minimum Initial Investment	\$25,000 (accredited investor)
Distribution Frequency	Quarterly
Average Term to Maturity (Years)	9.6
Average Duration (Years)	6.2
Yield to Maturity (%)	5.5%
Current Yield (%)	4.1%
Average Credit Quality <sup>1</sup>	A+
RRSP Eligible	Yes

## COMPOUND RETURNS - SERIES C

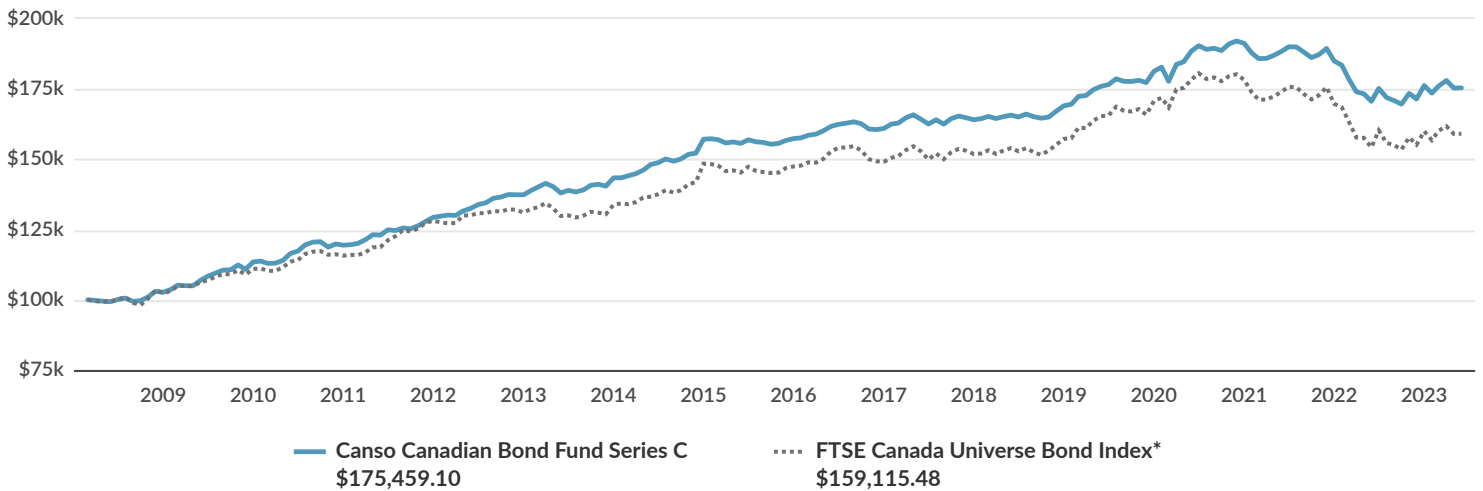
1 Month	3 Months	YTD	1 Year	3 Year (Annualized)	5 Year (Annualized)	10 Year (Annualized)	Since Inception (Annualized)
0.0%	-0.4%	2.3%	2.8%	-2.4%	1.1%	2.4%	3.8%

## CALENDAR YEAR RETURNS - SERIES C



# Canso Canadian Bond Fund – Series A

## GROWTH OF \$100,000 INVESTED SINCE INCEPTION (MARCH 31, 2008) – SERIES C



### TOP 10 HOLDINGS CANSO CANADIAN BOND FUND

Security	% of Fund	Rating
Canada 1.25% Jun 1, 2030	8.1%	AAA
Equitable Bank NHA MBS (97518564) 0.75% Nov 1, 2025	6.7%	AAA
MetLife Global Funding I 3.394% Apr 9, 2030	6.2%	AA-
Hwy 407 Jr Secured 7.125% Jul 26, 2040	5.6%	A-
New York Life Global FDG 2% Apr 17, 2028	5.5%	AAA
Nav Canada (amort) 7.56% Mar 1, 2027	5.4%	AA-
Canada 1.75% Dec 1, 2053	5.0%	AAA
WTH Car Rental ULC (AVIS) 2.781% Jul 22, 2024	5.0%	AAA
University Ont Institute of Tech (amort) 6.351% Oct 15, 2034	4.1%	A-
Scotia Capital NHA MBS FRN (98004951) Dec 1, 2026(M CDOR-13)	4.1%	AAA
<b>Total</b>	<b>55.7%</b>	

### SECTOR

Communication	1.6%
Energy	10.7%
Financial	27.7%
Federal	29.3%
Industrial	2.5%
Infrastructure	20.3%
Provincial	6.5%
Real Estate	1.1%
Other	0.4%

### CREDIT QUALITY BREAKDOWN

AA & Higher	53.9%
A	20.8%
BBB	25.2%

## Canso Canadian Bond Fund – Series A

---

Canso Fund Management Ltd. is the investment fund manager of the Canso Canadian Bond Fund (the “Fund”). This document is not an invitation to invest in the Fund and does not constitute a public offering of sale. The Fund is only available under prospectus exemptions and other exemptions available to investors who meet certain eligibility or minimum purchase requirements. Currently these exemptions include the accredited investor exemption and the \$150,000 minimum purchase exemption for non-individual investors. Each purchaser of Units in the Fund may have statutory or contractual rights of action. The offering of Units of the Fund is made pursuant to an Offering Memorandum and the information contained herein is a summary only and is qualified by the more detailed information in the Offering Memorandum. Information presented in this material should not be construed as investment or financial advice. Please consult a Financial Advisor. Please read the offering memorandum before investing.

Commission, trailing commissions, management fee and expenses may be associated with investments. Products are not guaranteed, their values change frequently and past performance may not be repeated. The indicated rates of return are historical annual compounded total returns including changes in unit value and reinvestment of all distributions and do not take into account sales, redemption, distribution or optional charges or income taxes payable by any unitholder that would have reduced returns. Historical fund returns are based on Series C NAVs which include a management fee of 0.40%. Information provided is believed to be reliable when published. All information is subject to modification from time to time without notice. Please read the offering document carefully before investing.

<sup>1</sup>Fixed income securities unrated by external agencies are assigned an internal Canso rating for Average Credit Quality.

\*Source: London Stock Exchange Group plc and its group undertakings (collectively, the “LSE Group”). © LSE Group 2023. FTSE Russell is a trading name of certain of the LSE Group companies. “FTSE ®” is a trade mark of the relevant LSE Group companies and is used by any other LSE Group company under license. All rights in the FTSE Russell indexes or data vest in the relevant LSE Group company which owns the index or the data. Neither LSE Group nor its licensors accept any liability for any errors or omissions in the indexes or data and no party may rely on any indexes or data contained in this communication. No further distribution of data from the LSE Group is permitted without the relevant LSE Group company’s express written consent. The LSE Group does not promote, sponsor or endorse the content of this communication.

---

Lysander Funds Ltd., 3080 Yonge St., Suite 3037, Toronto, ON, M4N 3N1

Toll Free: (877) 308-6979 Website: [www.lysanderfunds.com](http://www.lysanderfunds.com)

