

FUND FACTS
Lysander Funds Limited
Lysander-Canso Corporate Value Bond Fund – Series O



April 6, 2022

This document contains key information you should know about the Series O Units of Lysander-Canso Corporate Value Bond Fund (the “Fund”). You can find more details in the Fund’s simplified prospectus. Ask your representative for a copy, contact Lysander Funds Limited at 1-877-308-6979 or manager@lysanderfunds.com, or visit www.lysanderfunds.com.

Before you invest in any fund, consider how the fund would work with your other investments and your tolerance for risk.

| Quick Facts | | | |
|---|---|---------------------|--|
| Fund Code: | LYZ801O | Fund Manager: | Lysander Funds Limited |
| Date series started: | December 20, 2012 | Portfolio manager: | Canso Investment Counsel Ltd. |
| Total value of the Fund on February 28, 2022: | \$7,778,178,789 | Distributions: | Quarterly (March, June, September and December) |
| Management expense ratio (MER): | MER is not available because no Units of this Series were outstanding during the applicable period. | Minimum investment: | Determined at the discretion of Lysander Funds Limited |

What does the fund invest in?

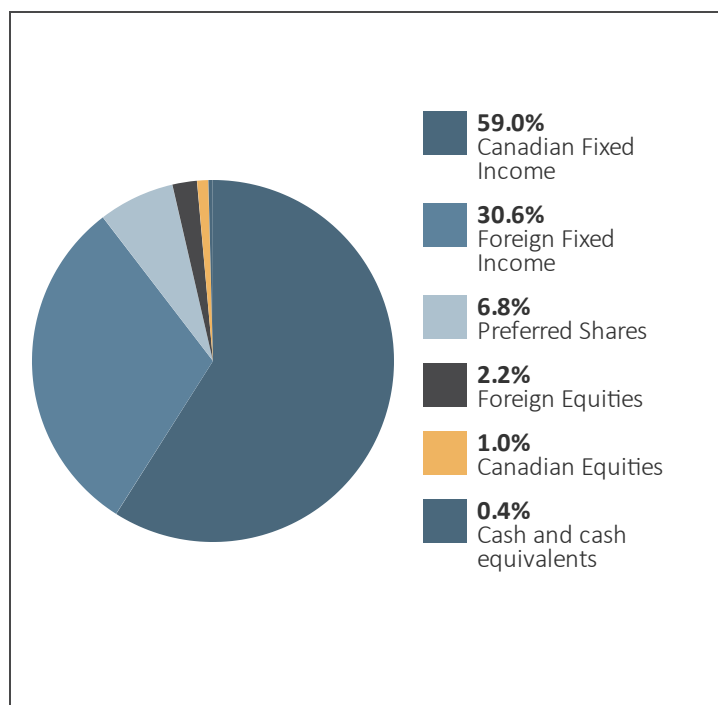
This Fund is a global fixed income fund that invests primarily in a diversified portfolio of fixed income securities, including those of foreign issuers.

The charts below give you a snapshot of the Fund’s investments on February 28, 2022. The Fund’s investments will change.

Top 10 investments (as of February 28, 2022)

| | |
|--|--------------|
| Air Canada 4.625% Aug 15, 2029 | 5.8% |
| Pacific Life Global Funding II Feb 1, 2027 (Q CDOR+38) | 2.9% |
| American Airlines Inc. 11.75% Jul 15, 2025 (USD) 144A | 2.5% |
| BNS FRN Aug 4, 2026 (CORRA +54) | 2.4% |
| First National NHA FRN (98004947) Jan 1, 2027 (M CDOR-11) | 2.3% |
| First National NHA MBS (98004973) FRN Feb 1, 2027(M CDOR-15) | 2.3% |
| Delta Air Lines SkyMiles TL 3m Libor +375 Oct 20, 2027 | 2.2% |
| Hertz Global Holdings Inc | 2.2% |
| Manulife Financial Corp (AT1) 4.1% Mar 19, 2027/2082 | 2.1% |
| Bombardier Inc. 7.45% May 1, 2034 (USD) REGS | 2.0% |
| Total percentage of top 10 investments | 26.7% |
| Total number of investments | 221 |

Investment mix (as of February 28, 2022)



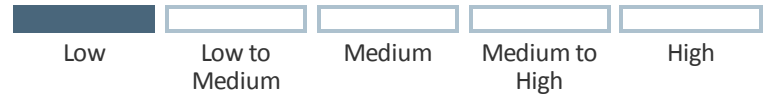


How risky is it?

The value of the Fund can go down as well as up. You could lose money. One way to gauge risk is to look at how much a fund’s returns change over time. This is called “volatility”. In general, funds with higher volatility will have returns that change more over time. They typically have a greater chance of losing money and may have a greater chance of higher returns. Funds with lower volatility tend to have returns that change less over time. They typically have lower returns and may have a lower chance of losing money.

Risk rating

Lysander Funds Limited has rated the volatility of this Fund as **Low**.



This rating is based on how much the Fund’s returns have changed from year to year. It doesn’t tell you how volatile the Fund will be in the future. The rating can change over time. A fund with a low risk rating can still lose money.

For more information about the risk rating and specific risks that can affect the Fund’s returns, see the Risk section of the Fund’s simplified prospectus.

No guarantees

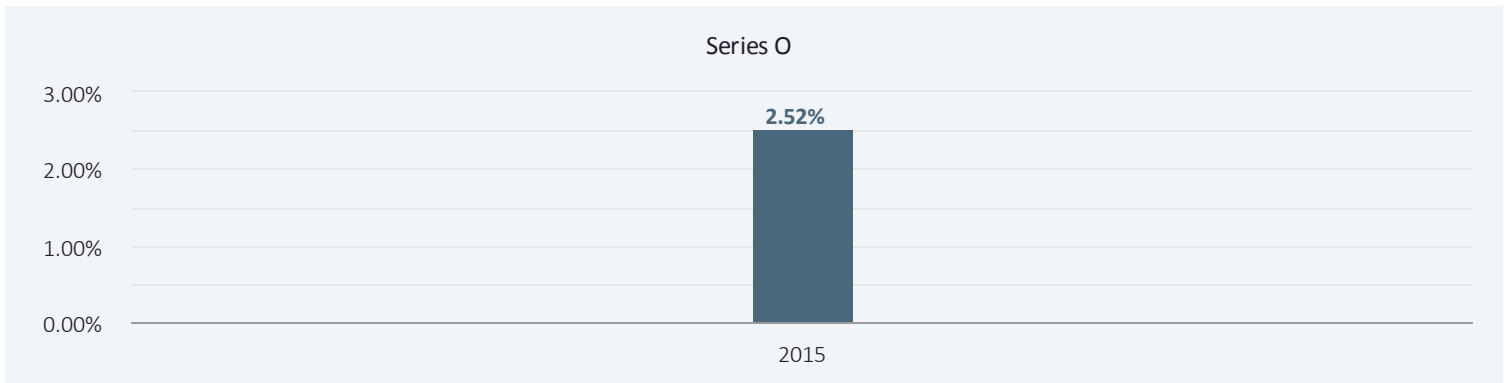
Like most mutual funds, this Fund doesn’t have any guarantees. You may not get back the amount of money you invest.

How has the fund performed?

This section tells you how the Series O Units of the Fund have performed over the past 7 years. Returns are after Fund expenses have been deducted. These expenses reduce the Series’ returns.

Year-by-year returns

This chart would generally show how the Series O Units of the Fund have performed in each of the last 7 years (no Series O Units of the Fund were issued until January 3, 2014). However, year-by-year returns for the Series O Units of the Fund have not been presented for 2016 to 2021, because the Series O Units of the Fund were not outstanding for the full calendar year for those years. The range of returns and change from year to year can help you assess how risky the Fund has been in the past. It does not tell you how the Fund will perform in the future.



Best and worst 3-month returns

This table shows the best and worst returns for this Series of the Fund in a 3-month period over the past 7 years. The best and worst 3-month returns could be higher or lower in the future. Consider how much of a loss you could afford to take in a short period of time.

| | Return | 3 months ending | If you invested \$1,000 at the beginning of the period |
|---------------------|--------|-----------------|--|
| Best return | 2.95% | March 31, 2015 | Your investment would rise to \$1,029.50 |
| Worst return | -2.37% | August 31, 2015 | Your investment would drop to \$976.30 |



Average return

The annual compounded return of Series O has not been presented, because Series O Units have not been outstanding continuously since inception.

Who is the fund for?

Investors who plan to hold this investment for the medium to long term and want to receive interest income.

A word about tax

In general, you'll have to pay income tax on your share of the Fund's earnings and on taxable capital gains you realize from redeeming your investment. How much you pay depends on the tax rates that apply to you, and whether or not you hold the fund in a registered plan such as a Registered Retirement Savings Plan or a Tax-Free Savings Account.

Keep in mind that if you hold your fund in a non-registered account, fund distributions of income and taxable capital gains are included in your taxable income, whether you get them in cash or have them reinvested.

How much does it cost?

The following tables show the fees and expenses you could pay to buy, own and sell Series O Units of the Fund. The fees and expenses – including any commissions – can vary among series of a fund and among funds. Higher commissions can influence representatives to recommend one investment over another. Ask about other funds and investments that may be suitable for you at a lower cost.

Sales charges

No sales charges apply when you purchase Series O Units of the Fund.

Fund expenses

You do not pay these expenses directly. They affect you because they reduce the Fund's returns. The Fund's expenses are made up of the management fee, operating expenses and trading costs. The Series' management fee is negotiated on a case-by-case basis with Lysander Funds Limited, but will not exceed the management fee payable on Series A Units of the Fund, which is currently 1.25%. The expenses for this Series are not available because no Units of this Series were outstanding during the applicable period.

More about the trailing commission

Lysander Funds Limited does not pay a trailing commission for this Series of the Fund.

Other fees

You may have to pay other fees when you buy, hold, sell or switch Units of this Series of the Fund.

| Fee | What you pay |
|-------------------------|--|
| Management fee | You pay a management fee to Lysander Funds Limited for services provided to you. The amount of this fee is negotiated on a case-by-case basis with Lysander Funds Limited, but will not exceed the management fee payable on Series A Units of the Fund, which is currently 1.25%. |
| Short-term trading fees | Up to 2% of the amount redeemed or switched if you redeem or switch within 30 days of purchase. This fee goes to the Fund. |
| Switch fees | Your representative's firm may charge you up to 2% of the net asset value of the switched Units, as negotiated between you and your representative's firm. |

What if I change my mind?

Under securities law in some provinces and territories, you have the right to:

- withdraw from an agreement to buy mutual fund securities within 2 business days after you receive a simplified prospectus or Fund Facts document, or
- cancel your purchase within 48 hours after you receive confirmation of the purchase.

In some provinces and territories, you also have the right to cancel a purchase, or in some jurisdictions, claim damages, if the simplified prospectus, annual information form, Fund Facts document or financial statements contain a misrepresentation. You must act within the time limit set by the securities law in your province or territory.

For more information, see the securities law of your province or territory or ask a lawyer.

For more information

Contact Lysander Funds Limited or your representative for the Fund's simplified prospectus and other disclosure documents which have more detailed information. These documents and the Fund Facts make up the Fund's legal documents.

Lysander Funds Limited

3080 Yonge Street, Suite 3037

Toronto, ON M4N 3N1

Phone: 1 416-640-4275

Toll-free: 1 877-308-6979

Email: manager@lysanderfunds.com

www.lysanderfunds.com

To learn more about investing in mutual funds, see the brochure *Understanding mutual funds*, which is available on the website of the Canadian Securities Administrators at www.securities-administrators.ca.